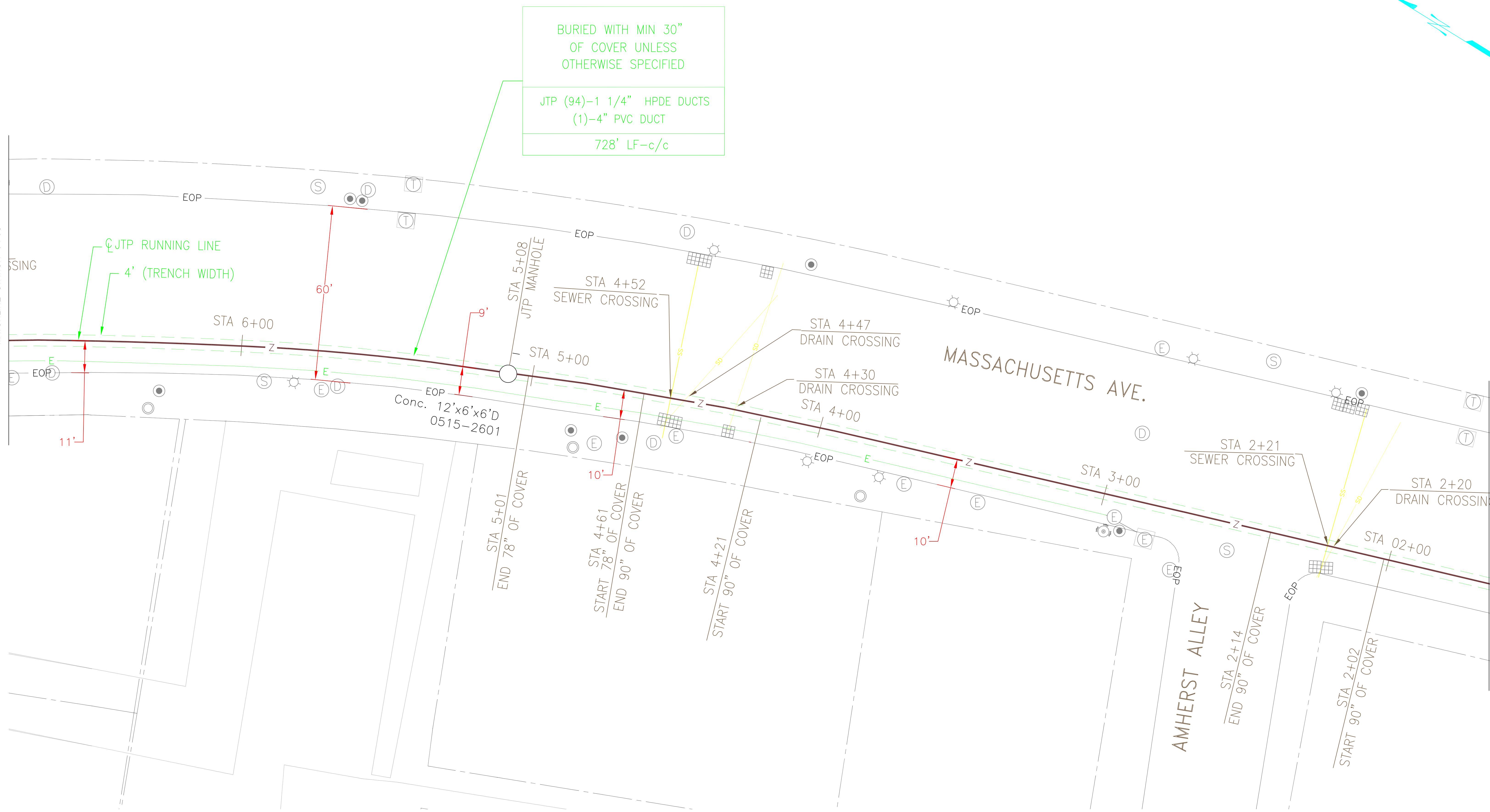



SEE DWG CAM5981P002R1
MATCHLINE STATION 6+68



BURIED WITH MIN 30"
OF COVER UNLESS
OTHERWISE SPECIFIED

JTP (94)-1 1/4" HPDE DUCTS
(1)-4" PVC DUCT
728' LF-c/c



REV	DATE	DESCRIPTION	DESIGNER	CHECKED	APPROVED
1	MAR2001	AS BUILT	RM	JB	HB
2	4/14/03	Changed Level 3 reference to JTP	LM	EW	EW



SULLIVAN & MCLAUGHLIN CO.
74 LAWLEY STREET, BOSTON, MA 02122
PHONE: (617) 474-0500 FAX: (617) 474 0505

CONFIDENTIAL
FOR PROPRIETARY USE ONLY
EXCEPT AS MAY BE OTHERWISE PROVIDED
THIS DRAWING SHALL REMAIN THE PROPERTY OF
Level (3)
COMMUNICATIONS
AND SHALL NOT BE REPRODUCED, COPIED, OR USED FOR
ANY PURPOSE WITHOUT SPECIFIC WRITTEN PERMISSION.

DRAWN BY: R. MEJIA
CHECKED BY: J. DE BARROS
APPROVED BY: H. BERTONI



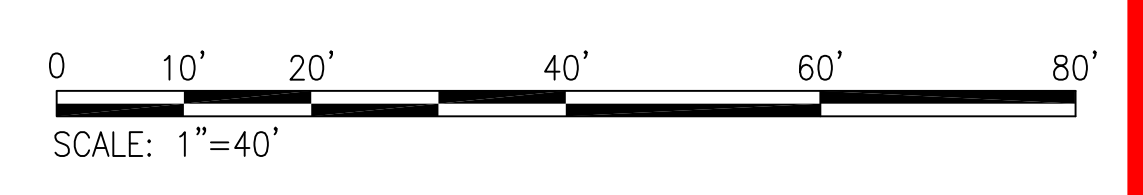
Level (3)SM
COMMUNICATIONS

LOOP: CAMBRIDGE
SEGMENT: A-14
SITE ADDRESS: CAMBRIDGE, MA

TITLE: AMHERST ST AND MASS AVE

CONTRACT NO: 5981
DRAWING NO: CAM5981P003R1
DATE DRAWN: MAY2000
SCALE: 1" = 40'
PLOT DATE: 4/14/03

SHEET: 7 OF 8



07