





**SPANS 15 THRU 20
COMMUNICATION CONDUIT – SCHEMATIC ELEVATION**

SCALE: HORIZ. N.T.S.
VERT. N.T.S.

LEGEND

-  ANCHOR SUPPORT WITH EXPANSION JOINT AND BRACING
-  ANCHOR SUPPORT - FIXED WITH BRACING
-  INTERMEDIATE SUPPORT WITH BRACING AT DECK JOINT ONLY
-  INTERMEDIATE SUPPORT WITHOUT BRACING

NOTE

SCHEMATIC ELEVATION SHOWS PROPOSED CONDITIONS ON THE WEST SIDE OF THE BRIDGE.

REV	DATE	DESCRIPTION	BY	CHKD	APP'D
1	11/03/01	AS BUILT	US	LS	MS
2	3/17/04	Changed Level 3 reference to JTP	LM	BP	BP



SULLIVAN & MCLAUGHLIN CO.
74 LAWLEY STREET, BOSTON, MA 02122
PHONE: (617) 474-0500 FAX: (617) 474 0505

CONFIDENTIAL
FOR PROPRIETARY USE ONLY
EXCEPT AS MAY BE OTHERWISE PROVIDED
THIS DRAWING SHALL REMAIN THE PROPERTY OF
Level(3)
COMMUNICATIONS
AND SHALL NOT BE REPRODUCED, COPIED, OR USED FOR
ANY PURPOSE WITHOUT SPECIFIC WRITTEN PERMISSION.

DRAWN BY: L. SCOTTO

CHECKED BY: J. DEBARROS

APPROVED BY: H. BERTONI

NNTC
NATIONAL NETWORK TECHNOLOGIES, LLC
65 BAY STATE DRIVE, BRAintree, MA 02184
PHONE: (781) 849-3900 FAX: (781) 849-3993

Level(3)
COMMUNICATIONS

LOOP: BOSTON

SEGMENT: A-13

SITE ADDRESS: BOSTON, MA

TITLE: HARVARD BRIDGE

CONTRACT NO: 5980

DRAWING NO: BOS598P004R1

DATE DRAWN: SEPT2000

SCALE: N.T.S.

PLOT DATE: FEB 17, 2004 10:00

SHEET:

SHEET: 11 OF: 17

11